



District Report Card: 2017


State: Manipur	District: Imphal West
Class: 8	Subject: Language
Schools: 44	Students: 643


Participation/Coverage


Students

<div>GENDER</div> <div></div>	Boys			Girls			
	Number		%	Number		%	
	269		41.84	374		58.16	

<div>AREA</div> <div></div>	Rural			Urban			
	Number		%	Number		%	
	444		69.05	199		30.95	

<div>CATEGORY</div> <div></div>	SC		ST		OBC		GEN	
	Number	%	Number	%	Number	%	Number	%
	50	7.78	16	2.49	363	56.45	214	33.28

<div>CWSN</div> <div></div>	LD	VI	HI	S&LD	ID	Oth
	1	0	0	0	1	4

<div>Management</div> <div></div>	Government			Government-aided		
	Number		%	Number		%
	519		80.72	124		19.28

Average Performance of Students in Language (%)

Overall	Gender		Area		Management		Social Group			
	Male	Female	Rural	Urban	Govt.	Aided	SC	ST	OBC	GEN
48.92	48.53	49.20	45.42	56.72	51.11	39.73	42.53	61.67	51.02	45.89

Performance on Learning Outcomes (LOs)

Learning Outcomes	Description	Average Performance(%)
L813	Read textual/non-textual materials with comprehension and identifies the details, characters, main idea and sequence of ideas and events while reading	48.92

Range of Performance of Students who Answered Correctly							
Below 30%		30% - 50%		50% - 75%		Above 75%	
Number	%	Number	%	Number	%	Number	%
172	26.75	184	28.62	171	26.59	116	18.04

Lowest Performing Learning Outcomes (LOs)

1 - Read textual/non-textual materials with comprehension and identifies the details, characters, main idea and sequence of ideas and events while reading (48.92)